

**University of Mumbai**  
**University Department of Information Technology**

Dr. Shankar Dayal Sharma Bhavan, 3<sup>rd</sup> Floor, Vidyanagari,  
Santacruz (East), Mumbai – 400098



**M.Sc (I.T.) Examination to be Held in the Summer Session 2023.**

**Notice for M.Sc(I.T) Sem- I & II (ATKT Students)**

The students are hereby informed that the M.Sc (I.T.) part I Sem I & II ATKT examination form for the academic year 2022-23 Summer session 2023 has started and has to be submitted through the link:  
<https://muexam.mu.ac.in/examforms/mscexam/>

The hard copy of the exam fees payment has to be submitted in department office and the soft copy of the exam fees payment has to be mailed on [office@udit.mu.ac.in](mailto:office@udit.mu.ac.in) with “Subject: Student Name, Roll no - MSc IT Part I Sem I/II Exam fees Payment receipt” (ex: Priya Ghadge, Roll no 28 - MSc IT Part I Sem I/II Exam fees Payment receipt) by **26<sup>th</sup> May 2023 till 1:00 pm.**

The payment of the exam fees should be done between **23<sup>rd</sup> May, 2023 to 26<sup>th</sup> May, 2023.**

Date:- 23/5/2023

-sd/-


Ms. Shraddha Kadam,  
Convenor,  
Exam Committee

-sd/-

Dr. (Mrs.) R. Srivaramangai  
Head of the Department,  
Department of Information Technology,  
University of Mumbai

## Guidelines for Submitting the M.Sc (I.T.) Part I Sem I & II Examination form Academic Year 2022-23

1. Go to link: <https://muexam.mu.ac.in/examforms/mscexam/>
2. Click on “**Proceed for Application**”

 **University of Mumbai**

**Read the instructions carefully before filling out the Examination Form.**

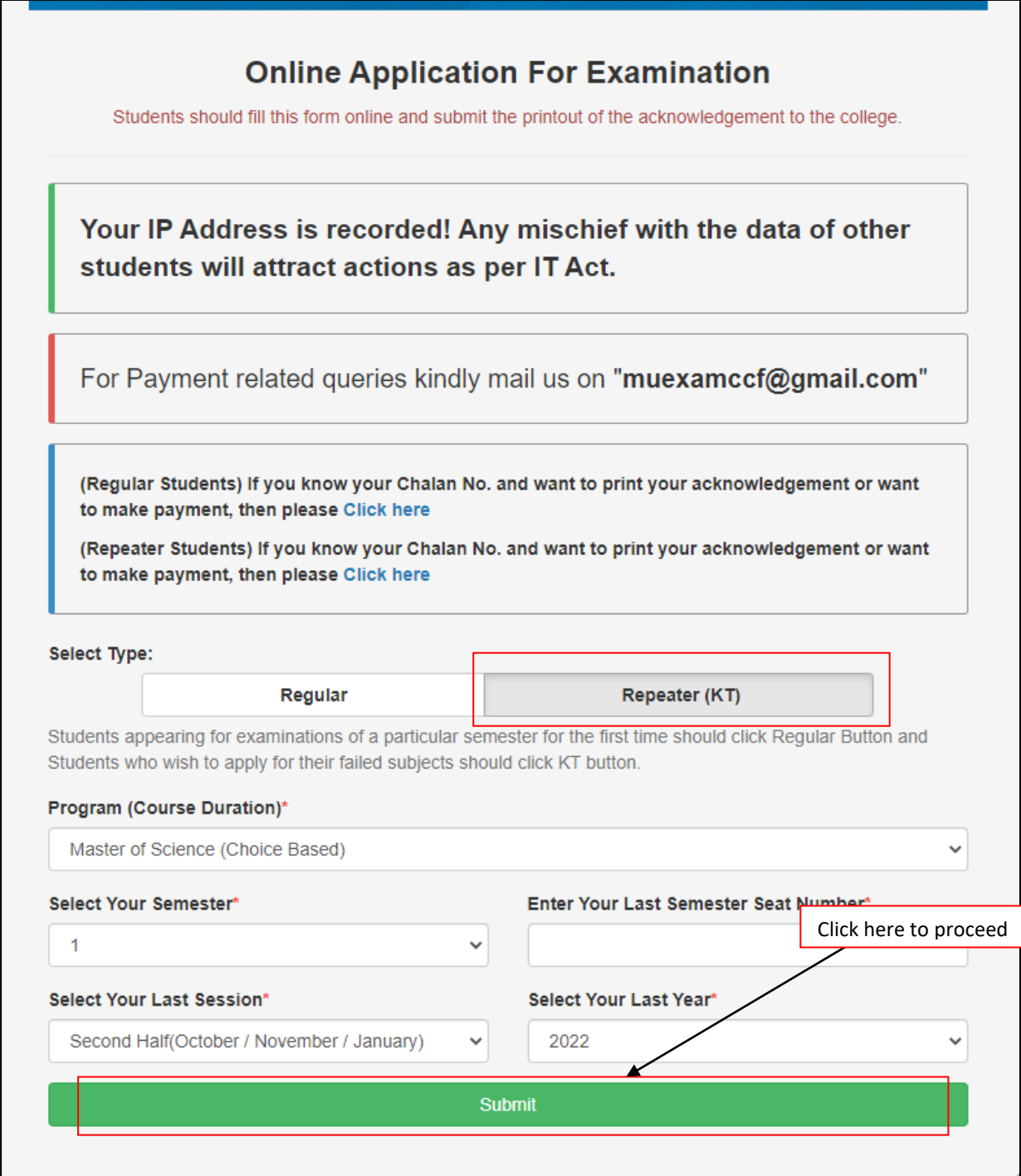
- Examination form will be accepted only once.
- For Regular students, click "Regular" button, Select Program, Enter last sem seat\_no, Select last Session and Last Year to fill the exam form(when appeared for the exam).
- For Repeater students, Click "Repeater" button, Select Program, Enter seat\_no of the KT Sem, Select KT Session and KT Year to fill the exam form(when appeared for the exam).
- For any queries, Kindly contact the concerned department of Examination House, University of Mumbai.
- **For College Students**
  - After submitting the exam form, Please print your acknowledgement and submit it to the college along with the fee.
- **For University Department Students**
  - After submitting the exam form, Make the online payment and submit acknowledgement copy to the respective department.
  - In case of double payment, it will be refunded within 10 to 15 working days after the end date of the link.
  - If the payment is deducted and the acknowledgment copy is not generated, mail us at "muexamccf@gmail.com".

**Proceed for Application**

Click here to proceed

3. Choose the following options for the respective fields:
  - a. Click **Repeater (KT)** button. Make sure it is selected and then proceed ahead.
  - b. **Program (Course Duration):** Master of science (Choice Based)
  - c. **Select your Semester:** (select the correct semester) 1/2
  - d. **Enter Your Last Semester Seat Number:** Enter your semester I/II seat no of the previous examination
  - e. **Select your Last Session:** Second Half (October/ November/ January) (check your hall-ticket for the session details)
  - f. **Select Your Last Year:** check your hall-ticket for the session details
  - g. And Click on “**Submit**” Button

Refer to the below image for the reference:



The image shows a web form titled "Online Application For Examination". At the top, it states: "Students should fill this form online and submit the printout of the acknowledgement to the college." Below this are three informational boxes. The first box says: "Your IP Address is recorded! Any mischief with the data of other students will attract actions as per IT Act." The second box says: "For Payment related queries kindly mail us on 'muexamccf@gmail.com'". The third box contains instructions for regular and repeater students, both pointing to a "Click here" link. Below these boxes are two buttons: "Regular" and "Repeater (KT)". A note explains that regular students should click "Regular" and repeater students should click "KT". Below the buttons is a dropdown menu for "Program (Course Duration)\*" with "Master of Science (Choice Based)" selected. Then there are four dropdown menus: "Select Your Semester\*" (1), "Select Your Last Session\*" (Second Half(October / November / January)), "Enter Your Last Semester Seat Number\*" (empty), and "Select Your Last Year\*" (2022). A red box highlights the "Submit" button at the bottom. A red callout box with the text "Click here to proceed" has an arrow pointing to the "Submit" button.

**Online Application For Examination**

Students should fill this form online and submit the printout of the acknowledgement to the college.

**Your IP Address is recorded! Any mischief with the data of other students will attract actions as per IT Act.**

For Payment related queries kindly mail us on "muexamccf@gmail.com"

(Regular Students) If you know your Chalan No. and want to print your acknowledgement or want to make payment, then please [Click here](#)

(Repeater Students) If you know your Chalan No. and want to print your acknowledgement or want to make payment, then please [Click here](#)

Select Type:

Regular Repeater (KT)

Students appearing for examinations of a particular semester for the first time should click Regular Button and Students who wish to apply for their failed subjects should click KT button.

Program (Course Duration)\*

Master of Science (Choice Based)

Select Your Semester\*

1

Enter Your Last Semester Seat Number\*

Click here to proceed

Select Your Last Session\*

Second Half(October / November / January)

Select Your Last Year\*

2022

Submit


4. You will be able to see details on the screen. Enter proper data in the respective fields:
- Select Group:** 61. INFORMATION TECH. (REV)
  - Select Your Center:** Select the examination center
  - Enter Your Mobile:** Enter your valid mobile number
  - Enter Your Address:** Enter your residential address
  - Enter Your City:** Enter the name of your city

- f. **Enter Your Pincode:** enter valid pincode of your residential
- g. **Enter your State:** Select your state from the drop-down
- h. **Enter the Captcha Code** and Click on “**Submit**” button

5. A challan will be generated. Kindly note down the challan no and click on “Click here to Pay Online” button to proceed with payment.

**Instructions:**

1. Please note down your Chalan No. for future references.
2. Student should print this Acknowledgment.
3. Student should sign and submit this acknowledgment to the college along with specified fees.

 **University of Mumbai**

[Student Copy]  
00187961

**Acknowledgment**

College	566 The University Department of Information Technology					
Program (Pattern)	M.Sc. Sem I First Half 2023	Group	61:INFORMATION TECHNOLOGY(REVISED)			
Semester (Student Type)	I(KT)(Choice Based)	Center	5:THANE			
Previous Seat No,Session,Year	, Second Half, 2022					
Name						

**Application for the Examination for the Subjects.**

Subject Code	Subject Name	Marks	Remark	Marks(Int)	Remark(Int)	Marks(Pr
11	RESEARCH IN COMPUTING (REVISED)	-	-	26	E	39
21	DATA SCIENCE (REVISED)	24	E	24	E	27
31	CLOUD COMPUTING (REVISED)	-	-	18	E	42
41	SOFT COMPUTING TECHNIQUES (REVISED)	-	-	20	E	27

**Total Payable Amount:** 1623.00

[Click Here To Pay Online](#)

6. Once the payment is done, download the payment receipt.
7. Submit the hard copy of the payment receipt to the department office by 26<sup>th</sup> May, 2023 till 1:00 pm.
8. Mail the payment receipt on [office@udit.mu.ac.in](mailto:office@udit.mu.ac.in) with “Subject: Student Name, Roll no - MSc IT Part I Sem I/II Exam fees Payment receipt” (ex: Priya Ghadge, Roll no 28 - MSc IT Part I Sem I/II Exam fees Payment receipt) by 26<sup>th</sup> May, 2023 till 1:00 pm.